

THE
GOSPEL
PROJECT[®]
FOR PRESCHOOL

The Rescue Begins

— BABIES AND TODDLERS LEADER GUIDE —



B.C.

A.D.

Ed Stetzer General Editor Trevin Wax Managing Editor

LifeWay | **Preschool**

THE GOSPEL PROJECT[®] FOR PRESCHOOL

**The Gospel Project for Preschool:
Babies and Toddlers Leader Guide**

**Volume 2 • Number 3
SPRING 2017**

ERIC GEIGER

Vice President, LifeWay Resources

ED STETZER

General Editor

TREVIN WAX

Managing Editor

BRIAN DEMBOWCZYK

Publishing Team Leader

LANDRY HOLMES

Manager, Kids Ministry Publishing

JANA MAGRUDER

Director, Kids Ministry

Send questions/comments to:

Publishing Team Leader

Babies and Toddlers Leader Guide

One LifeWay Plaza

Nashville, TN 37234-0172

or make comments

on the Web at www.lifeway.com

Printed in the United States of America

The Gospel Project for Preschool: Babies and Toddlers Leader Guide (ISSN applied for; Item 005733280) is published quarterly by LifeWay Christian Resources, One LifeWay Plaza, Nashville, TN 37234, Thom S. Rainer, President. © 2016 LifeWay Christian Resources.

For ordering or inquiries, visit www.lifeway.com, or write LifeWay Resources Customer Service, One LifeWay Plaza, Nashville, TN 37234-0113. For bulk shipments mailed quarterly to one address, email orderentry@lifeway.com, fax (615)251-5993, or write to the above address.

We believe that the Bible has God for its author; salvation for its end; and truth, without any mixture of error, for its matter and that

all Scripture is totally true and trustworthy. To review LifeWay's doctrinal guideline please visit www.lifeway.com/doctrinalguideline.

All Scripture quotations are taken from the Christian Standard Bible[®], Copyright 2017 by Holman Bible Publishers. Used by permission.

NOTE: Some Internet addresses given in this periodical are outside the LifeWay Internet domain. At the time of this posting, the specific pages mentioned were viewed and approved by LifeWay editorial staff. Because information on these pages may have changed by the time of your viewing, the LifeWay editorial staff cannot be held responsible for content on pages outside their control. Specific page addresses referenced in this periodical possibly may link to inappropriate material.



CONTENTS

UNIT 19: GOD THE SON

3/5	1: From Abraham to Jesus.....	6
3/12	2: Mary Praised God	10
3/19	3: Jesus Was Born	14
3/26	4: Jesus at the Temple	18
4/2	5: Jesus Was Baptized	22
4/23	6: Jesus Was Tempted.....	26

UNIT 20: EASTER

4/9	1: Jesus' Triumphal Entry	30
4/16	2: Jesus' Crucifixion and Resurrection.....	34

UNIT 21: GOD AMONG US

4/30	1: Jesus Met Nicodemus.....	38
5/7	2: Jesus and John the Baptist	42
5/14	3: Jesus Met a Samaritan Woman.....	46
5/21	4: Jesus Rejected in Nazareth.....	50
5/28	5: Jesus and Zacchaeus	54




Suggested Use Dates

THE GOSPEL

GOD'S PLAN for PRESCHOOLERS

While preschoolers might not be ready to respond to the gospel, use this guide to help little minds begin to grasp big truths about Jesus and the kingdom of God.




GOD IS KING.

Ask: "Who is in charge at home? Who is in charge over the whole world?" Explain that God made everything! He is King over everything, and He is in charge.



WE SINNED.

Ask: "Have you ever done something wrong?" Tell preschoolers that everyone sins, or disobeys God. Our sin makes God sad.



GOD SENT JESUS.

Explain that God must punish sin. He loves us and He sent His Son, Jesus, to earth. Jesus came to take away the punishment for sin.



JESUS LOVES.

Ask: "Do you like presents?" Explain that Jesus gives us the best present. He never did anything wrong, but He was punished in our place. Jesus wants to take away our sin because He loves us.

Pray that God will save your preschoolers. As you faithfully teach the Bible, you are planting gospel seeds in preschoolers' hearts. Ask God to grow the preschoolers into children who love and trust in Jesus.

Babies and Toddlers at a Glance

TIP

Babies and toddlers will handle Bibles in each session. Keep hand-size Bibles in a basket or special bag for use each week.



BABIES

Work the suggested activities in your regular routine.



Handle and look in the Bible. Tell the Gospel Gems and the Main Point to babies. Read the key passage card and explain God's words are true.

Sing a song to a familiar tune that reinforces the Gospel Gems or the Main Point.



Choose from one or two of the suggested baby activities, or say the Gospel Gems or Main Point as you rock babies, change diapers, or interact with them in free play. Suggested activities will vary in learning style emphasis from week to week, but feel free to repeat what works best for your babies.

Do you have a Bonus Teaching Hour? Babies learn best through repetition. Continue to engage babies with their favorite activities or songs from the first hour.



BEFORE THE SESSION

1. Read the Bible story and the activity suggestions.
2. Choose activities that fit your group of babies or toddlers and gather the highlighted supplies.
3. Print any printables from the enhanced CD or website, including the key passage cards, Bible story picture, and allergy alert.
4. Prepare the *Big Picture Cards for Families: Babies, Toddlers, and Preschool* to give to parents as they pick up their babies and toddlers, so they may reinforce the Bible story, Main Point, or Gospel Gems at home.

TODDLERS

Work the suggested activities in your regular routine.



Tell the toddlers Bible story using the script provided, or tell the Bible story in your own words. Read the key passage and say the Main Point.

Choose from any of the four suggested toddler activities that best suit your toddlers. As toddlers work through the activities, say the Main Point or briefly review the Bible story. Suggested activities will vary from week to week between Arts & Crafts, Dramatic Play, Puzzles & Manipulatives, Music & Thinking Skills, and Science & Nature.



Do you have a Bonus Teaching Hour? Use the transition activity and two low-prep options to reinforce the Bible story and the Main Point for toddlers.

FROM ABRAHAM TO JESUS

BIBLE PASSAGE: Matthew 1:1-17

KEY PASSAGE: 1 Timothy 1:15

MAIN POINT: Jesus is God's Son.

The Bible Story

Matthew 1:1-17

BIBLE STORY FOR TODDLERS

Jesus is God's Son, but God gave Jesus a family on earth too. God planned to send Jesus to earth because He loves people. God promised Abraham, Isaac, and Jacob that Jesus would come from their family. God kept that promise! He gave Abraham's family many children. Many years later, Boaz and Ruth became the grandparents of King David. When David became king, God promised that Jesus would be born into David's family to be King forever! God reminded David's son Solomon of the promise He made to his father, David. God's prophets reminded the people of God's promises too. At just the right time, God sent Jesus to earth! God chose Mary and Joseph to be Jesus' family on earth.

BABIES GOSPEL GEMS

- * God promised to send Jesus to earth.
- * God's people trusted Him to keep His promise.
- * Jesus came to earth because He loves us.

Additional resources for each session are available at gospelproject.com.

For free training and session-by-session help, visit <http://www.ministrygrid.com/web/thegospelproject>.

Babies Activities



LOOK IN THE BIBLE

Provide hand-size Bibles for babies to handle. Open your Bible to Matthew 1:1-17. Show the Bible story picture as you say the Gospel Gems in a soothing voice. Read the key passage card.

SAY: God promised to send Jesus to earth through Abraham's family. Jesus came to earth because He loves us. **JESUS IS GOD'S SON.** [*Pray for the babies.*]



SING A SONG

Sing to the tune of "London Bridge":

"God sent Jesus down to earth, down to earth, down to earth!

God sent Jesus down to earth; Jesus is God's Son!"

SAY: God's people trusted Him to keep His promise. Jesus came to earth because He loves us. **JESUS IS GOD'S SON.**



MAKE JESUS ART

Write the name *JESUS* with a black marker on construction paper. Help babies place stickers around Jesus' name. (It's OK if the stickers cover the name.) Write the Main Point on each page.

SAY: J-E-S-U-S spells *Jesus*! God promised to send Jesus to earth. **JESUS IS GOD'S SON.** God sent Jesus to earth because He loves us.



PLAY WITH PEEKABOO PICTURES

Print the "David's Family Cards" and tape them to a wall or the floor. Tape colorful construction paper over each picture. Help babies play peekaboo with the pictures by lifting flaps.

SAY: God gave [*baby's name*] a family! Families can be big or small. **JESUS IS GOD'S SON,** but God gave Jesus a family on earth too.

Check diapers, serve bottles if needed, and release babies to parents according to your church's security guidelines. Give parents today's big picture card. Repeat the Gospel Gems and Bible-learning activities for babies who stay a second hour.

Toddler Activities



CIRCLE TIME (5 MINUTES)

Provide small Bibles for toddlers to handle. Read the key passage card. Open your Bible to Matthew 1. Show the Bible story picture as you tell the story. Say the Main Point or Gospel Gems. Pray.



MAKE A FAMILY “TREE”

Trace a toddler’s hand onto a folded sheet of green paper. Cut apart the hands and glue them to a brown paper strip. Write each toddler’s last name on her trunk. Write on the branches their family members. Invite toddlers to decorate their family tree with stickers.

SAY: JESUS IS GOD’S SON, but God promised to send Jesus to earth in Abraham’s family. God’s people trusted Him to keep His promise.



PLAY OUT STORY WITH A JESUS BLANKET

Print the “Jesus Blanket” instructions and images. Get a tan-colored fleece blanket to use throughout the unit. Give toddlers the Bible person images and extras to use as you tell this week’s story.

SAY: God promised to send Jesus to earth. JESUS IS GOD’S SON!



SORT FAMILY CUTOUTS

Tear from magazines images of families. Invite toddlers to point to mommies, daddies, brothers, sisters, and other family members. Talk about God’s plan for families. Be sensitive to family situations.

SAY: JESUS IS GOD’S SON, but God gave Jesus an earthly family. God sent Jesus to earth because He loves us.



LEARN ABOUT ANIMAL FAMILIES

If a church member owns a farm, ask if he or she will bring a small animal to class. Alert parents a week before class. Post an allergy alert. Images of animal families will work too. Talk about families.

SAY: God gives animals families. God gives us families too. JESUS IS GOD’S SON. God sent Jesus to earth because He loves us.

Bonus Teaching Hour

FROM ABRAHAM TO JESUS

BIBLE PASSAGE: Matthew 1:1-17

KEY PASSAGE: 1 Timothy 1:15

MAIN POINT: Jesus is God's Son.



TRANSITION ACTIVITY: SING A SONG

Sing to the tune of "The Muffin Man":

"[*Toddler's name*] likes to *go to church, go to church, go to church!

[*Pretend to drive a car.*]

[*Toddler's name*] likes to go to church with [*his/her*] family!"

*Substitute other actions and hand motions, such as *read God's Word, eat a meal, smile and laugh*. Sing each toddler's name.

SAY: JESUS IS GOD'S SON. God gave Jesus an earthly family. God gave you a family too! God sent Jesus because He loves us.



PLAY A WAITING GAME

Invite toddlers to wiggle, bounce, and move as you count to 10.

When you reach 10, command toddlers to freeze. They must wait patiently until you say "go." Vary the time toddlers must wait.

SAY: God promised to send Jesus to earth. God's people trusted God to keep His promises, so they waited. **JESUS IS GOD'S SON!**



THREAD CARDS

Print, cut out, and hole punch the "David's Family Cards." Assist toddlers as they string the cards on shoelaces. (They do not have to be in order.) Talk about the Bible story people shown on the cards.

SAY: These people were in Jesus' family! **JESUS IS GOD'S SON.**

Check diapers, serve a snack if needed, and release toddlers to parents according to your church's security procedures. Give parents today's big picture card to reinforce today's Bible story, Main Point, or Gospel Gems throughout the week.

MARY PRAISED GOD

BIBLE PASSAGE: Luke 1:26-56

KEY PASSAGE: 1 Timothy 1:15

MAIN POINT: Jesus is God's Son.

The Bible Story

Luke 1:26-56

BIBLE STORY FOR TODDLERS

God sent an angel to a girl named Mary, who lived in the town of Nazareth. The angel told Mary that she was going to have a baby boy—God's Son. The angel told Mary that her cousin Elizabeth was going to have a baby too, even though Elizabeth was old. The angel said, "Nothing is impossible with God." Mary was surprised, but she believed God's words. Mary hurried to visit Elizabeth. When Elizabeth's baby heard Mary's voice, he jumped inside Elizabeth's belly. Mary praised God for using her—an ordinary girl—to show His love for His people. Mary said, "God helped His people like He promised!"

BABIES GOSPEL GEMS

- * God promised to send Jesus to earth.
- * Mary praised God for sending Jesus.
- * Nothing is impossible with God.

Additional resources for each session are available at gospelproject.com.

For free training and session-by-session help, visit <http://www.ministrygrid.com/web/thegospelproject>.

Babies Activities



LOOK IN THE BIBLE

Provide hand-size Bibles for babies to handle. Open your Bible to Luke 1:26-56. Show the Bible story picture as you say the Gospel Gems in a soothing voice. Read the key passage card.

SAY: God promised to send Jesus to earth. God chose Mary to be Jesus' mother. **JESUS IS GOD'S SON.** [*Pray.*]



SING A SONG

Sing to the tune of "London Bridge":

"God sent Jesus down to earth, down to earth, down to earth!
God sent Jesus down to earth; Jesus is God's Son!"

SAY: Mary praised God for sending Jesus. **JESUS IS GOD'S SON.**



SHAKE SCARVES

Thread or tie colorful scarves through a jingle bell ring or the handle of a rattle. Invite babies to shake the scarves to hear the sounds they make.

SAY: God promised to send Jesus to earth. Mary praised God for sending Jesus. **JESUS IS GOD'S SON.**



EXPLORE A SENSORY JAR

In a wide-mouth plastic jar, place peg people or small Bible person figures to represent Mary, Elizabeth, and the angel. Fill the jar an inch from the lid with pony beads, dried rice, or clean play sand. Seal the lid with duct tape. Invite babies to turn and shake the jar to see the figures inside as you briefly review the story.

SAY: Nothing is impossible with God. God gave Elizabeth a child. God also chose Mary to be Jesus' mother. **JESUS IS GOD'S SON.**

Check diapers, serve bottles if needed, and release babies to parents according to your church's security guidelines. Give parents today's big picture card. Repeat the Gospel Gems and Bible-learning activities for babies who stay a second hour.

Toddler Activities



CIRCLE TIME (5 MINUTES)

Provide Bibles for toddlers to handle. Read the key passage card. Open your Bible to Luke 1:26-56. Show the Bible story picture as you tell the story. Say the Main Point or Gospel Gems. Pray.



MAKE MUSICAL ART

Provide heavyweight paper for each child. Place each toddler's paper and large jingle bells in a shirt box. Squirt paint on the paper. Cover with a lid. Help toddlers shake the box. Remove the art to dry.

SAY: We hear with our ears. Mary heard the angel's words and believed God's plan. Mary praised God for sending Jesus. **JESUS IS GOD'S SON.**



LISTEN TO OUR VOICES

Provide a toy microphone for toddlers to speak into. You may also record toddlers saying the Main Point into an electronic device. Follow your church's security procedures for recording children.

SAY: We use our voices to speak. Mary used her voice to praise God for sending Jesus. **JESUS IS GOD'S SON.**



PLAY OUT STORY WITH A JESUS BLANKET

Print the "Jesus Blanket" instructions and images. Gather the blanket and Mary image from the first session. Give toddlers the Bible person images and extras to use as you tell this week's story.

SAY: God promised to send Jesus to earth. Nothing is impossible with God! **JESUS IS GOD'S SON.**



LOOK AT AN ULTRASOUND

Before class, search online for 4-D ultrasound videos of babies on your phone or electronic tablet. Play the video for the toddlers.

SAY: JESUS IS GOD'S SON. God promised to send Jesus to earth. He sent Jesus to earth as a baby. Nothing is impossible with God!

Bonus Teaching Hour

MARY PRAISED GOD

BIBLE PASSAGE: Luke 1:26-56

KEY PASSAGE: 1 Timothy 1:15

MAIN POINT: Jesus is God's Son.



TRANSITION ACTIVITY: FINGER PLAY

"I praise God when I sing for all the world to hear. [*Cup hands at mouth.*]

I praise God when I pray, for He is always near. [*Fold hands.*]

I praise God when I dance; He loves to watch me groove! [*Wiggle.*]

I praise God when I serve; His love is on the move." [*Hug friend.*]

SAY: Mary praised God for sending Jesus, and we can praise God too. **JESUS IS GOD'S SON!**



PAINT WITH WATERCOLORS

Play happy music as toddlers paint with watercolors on heavyweight paper. Supervise toddlers as they dip their paintbrushes in the cups of water.

SAY: Mary and Elizabeth were so happy. Mary praised God for sending Jesus. **JESUS IS GOD'S SON.**



VISIT ELIZABETH

Invite a children's leader to dress up like Elizabeth and stand in one corner of the room. Guide toddlers in a winding path as they travel to "Elizabeth's house." Invite Elizabeth to tell about Mary's visit.

SAY: God promised to send Jesus to earth. Nothing is impossible with God! **JESUS IS GOD'S SON.**

Check diapers, serve a snack if needed, and release toddlers to parents according to your church's security procedures. Give parents today's big picture card to reinforce today's Bible story, Main Point, or Gospel Gems throughout the week.

JESUS WAS BORN

BIBLE PASSAGE: Matthew 2:1-12; Luke 2:1-20

KEY PASSAGE: 1 Timothy 1:15

MAIN POINT: Jesus is God's Son.

The Bible Story

Matthew 2:1-12; Luke 2:1-20

BIBLE STORY FOR TODDLERS

When Jesus was about to be born, Mary and Joseph had to go to Bethlehem to be counted. Bethlehem was crowded, and there was no room at the inn. Mary and Joseph had to stay where animals slept. Jesus was born, and Mary placed Him in a feeding trough filled with soft hay. That night, an angel appeared to shepherds. The angel told them good news: "A Savior was born in Bethlehem!" Then the sky was filled with angels praising God. The shepherds ran to Bethlehem to find Baby Jesus. They praised God and told everyone about Him. Wise men from far away followed a star that led them to Jesus. The wise men brought Jesus gifts of gold, frankincense, and myrrh. The wise men praised Jesus for being God's special King.

BABIES GOSPEL GEMS

- * Jesus was born in Bethlehem.
- * People praised God for Jesus.
- * God sent Jesus because He loves us.

Additional resources for each session are available at gospelproject.com.

For free training and session-by-session help, visit <http://www.ministrygrid.com/web/thegospelproject>.

Babies Activities



LOOK IN THE BIBLE

Provide hand-size Bibles for babies to handle. Open your Bible to Matthew 2:1-12; Luke 2:1-20. Show the Bible story picture as you say the Gospel Gems in a soothing voice. Read the key passage card.

SAY: God sent Jesus to earth because He loves us. People praised God for Jesus. **JESUS IS GOD'S SON.** [*Pray for the babies.*]



SING A SONG

Sing to the tune of "London Bridge":

"God sent Jesus down to earth, down to earth, down to earth!

God sent Jesus down to earth; Jesus is God's Son!"

SAY: Jesus was born in Bethlehem. God sent Jesus because He loves us. **JESUS IS GOD'S SON.**



MAKE A STICKY SUNCATCHER

Place babies in highchairs with a sheet of clear contact plastic, sticky side up. Provide colorful pieces of tissue paper for babies to stick to the plastic. Make sure babies do not eat the paper. Cover with a second piece of plastic and write the Main Point with a permanent marker.

SAY: JESUS IS GOD'S SON! God sent Jesus because He loves us.



PLAY WITH TASTE-SAFE KINETIC SAND

Freeze brown sugar in a 9-by-13 cake pan overnight. Post an allergy alert. Provide plastic animals and nativity figures for babies to play in the brown sugar "sand." Keep wipes and towels handy for cleanup.

SAY: JESUS IS GOD'S SON, but Jesus was born in Bethlehem in a place where they kept animals. God sent Jesus because He loves us.

Check diapers, serve bottles if needed, and release babies to parents according to your church's security guidelines. Give parents today's big picture card. Repeat the Gospel Gems and Bible-learning activities for babies who stay a second hour.

Toddler Activities



CIRCLE TIME (5 MINUTES)

Provide small Bibles for toddlers to handle. Say the Bible is God's words. Read the key passage card and guide toddlers to say it. Open your Bible to Matthew 2:1-12; Luke 2:1-20. Show the Bible story picture as you tell the Bible story. Say the Main Point and Gospel Gems. Pray for the toddlers.



SING A SONG

Invite toddlers to sing "Jesus Loves Me" as they clap, tap the table, or follow your simple hand motions. Sing the song twice.

SAY: God sent Jesus because He loves us. People praised God for Jesus! **JESUS IS GOD'S SON.**



PLAY OUT TRAVELING

Invite toddlers to play out different ways Mary and Joseph might have traveled to Bethlehem. Ask: "Did they hop? crawl? walk?"

SAY: Jesus was born in Bethlehem like God promised long ago. **JESUS IS GOD'S SON,** our Savior!



PLAY OUT STORY WITH A JESUS BLANKET

Provide the "Jesus Blanket" instructions and blanket to use throughout this unit. Give toddlers the Bible person images and extras to use as you tell this week's story. Use the Mary, Joseph, and angel figures from previous sessions.

SAY: JESUS IS GOD'S SON. God sent Jesus to earth because He loves us. People praised God for Jesus!



ENJOY WATER PLAY

Float plastic barnyard animals and nativity figures in a pan of water. Provide wooden spoons for toddlers to stir the water and fish out the figures. Supervise and review the Bible story as they play.

SAY: JESUS IS GOD'S SON! God sent Jesus because He loves us.

Bonus Teaching Hour

JESUS WAS BORN

BIBLE PASSAGE: Matthew 2:1-12; Luke 2:1-20

KEY PASSAGE: 1 Timothy 1:15

MAIN POINT: Jesus is God's Son.



TRANSITION ACTIVITY: SWADDLE BABIES

Provide swaddling blankets and a vinyl baby doll for toddlers.

Demonstrate how to swaddle babies, and then invite toddlers to try. Talk about how Mary wrapped Jesus in cloth to keep Him warm.

SAY: JESUS IS GOD'S SON. God sent Jesus to earth as a baby because He loves us. Jesus was a baby just like [*toddler's name*] once was!



MAKE "HAY" ART

Post an allergy alert. Give each toddler a piece of construction paper. Write the name *JESUS* in white glue and help toddlers stick shredded yellow paper or chenille craft stems on each letter.

SAY: JESUS IS GOD'S SON! Jesus was born in Bethlehem, in a place where animals were kept. People praised God for Jesus. God sent Jesus because He loves us.



PLAY OUT FAMILY SCENES

Provide baby dolls, toy food and dishes, rocking chairs, and other home-related items for toddlers to play out family scenes.

SAY: JESUS IS GOD'S SON, but God chose an earthly family to take care of Jesus. God sent Jesus to earth because He loves us.

Check diapers, serve a snack if needed, and release toddlers to parents according to your church's security procedures. Give parents today's big picture card to reinforce today's Bible story, Main Point, or Gospel Gems throughout the week.

JESUS AT THE TEMPLE

BIBLE PASSAGE: Luke 2:40-52

KEY PASSAGE: 1 Timothy 1:15

MAIN POINT: Jesus is God's Son.

The Bible Story

Luke 2:40-52

BIBLE STORY FOR TODDLERS

When Jesus was 12 years old, He went to the temple with His family to celebrate Passover. Then Jesus' family went home—but Jesus stayed! Mary and Joseph thought Jesus was with them. When they could not find Jesus, they were worried! They went back to the city and looked everywhere for Jesus. They found Jesus in the temple, talking with the teachers about God. Everyone was surprised at how much Jesus knew about God's Word. Mary said, "Jesus, we have been worried about You!" Jesus said, "Why were you searching for Me? I had to be in My Father's house." Jesus obeyed them and went home to Nazareth. Jesus grew wise, and God was with Him.

BABIES GOSPEL GEMS

- * Jesus went to the temple to worship God.
- * Jesus came to earth to do God's plan.
- * Jesus obeyed God and His earthly parents too.

Additional resources for each session are available at gospelproject.com.

For free training and session-by-session help, visit <http://www.ministrygrid.com/web/thegospelproject>.

Babies Activities



LOOK IN THE BIBLE

Provide hand-size Bibles for babies to handle. Open your Bible to Luke 2:40-52. Show the Bible story picture as you say the Gospel Gems in a soothing voice. Read the key passage card.

SAY: Jesus went to the temple to worship God. **JESUS IS GOD'S SON.** [*Pray for the babies.*]



SING A SONG

Sing to the tune of "London Bridge":

"God sent Jesus down to earth, down to earth, down to earth!

God sent Jesus down to earth; Jesus is God's Son!"

SAY: Jesus came to earth to do God's plan. Jesus obeyed God and His earthly parents too. **JESUS IS GOD'S SON.**



TAKE A WALK THROUGH THE CHURCH

Place the babies in a stroller and push them around the church.

Point out places for people to learn about God. If a stroller is not available, read a book about going to church.

SAY: Jesus went to the temple to worship God. **JESUS IS GOD'S SON.** Because of Jesus, we can worship God anywhere!



LIFT THE FLAP TO FIND JESUS

Print the Bible story picture and laminate it. Cut out a heart shape from heavyweight paper and tape it over the image of Jesus. Place a baby on her tummy to explore the picture and help her lift the flap. Say the Gospel Gems as the baby plays.

SAY: Jesus went to the temple to worship God. Jesus obeyed God and His earthly parents too. **JESUS IS GOD'S SON.**

Check diapers, serve bottles if needed, and release babies to parents according to your church's security guidelines. Give parents today's big picture card. Repeat the Gospel Gems and Bible-learning activities for babies who stay a second hour.

Toddler Activities



CIRCLE TIME (5 MINUTES)

Provide small Bibles for toddlers. Say the Bible is God's words. Read the key passage card. Open your Bible to Luke 2:40-52. Show the Bible story picture as you tell the story. Say the Main Point. Pray.



MAKE SCROLL ART

Provide paper for toddlers to decorate a "scroll" with crayons and stickers. Write **JESUS IS GOD'S SON** or *Jesus came to earth to do God's plan* on each child's scroll before rolling it. Tie it with yarn.

SAY: Jesus went to the temple to worship God. Jesus obeyed God and His earthly parents too. **JESUS IS GOD'S SON.**



PLAY OUT STORY WITH A JESUS BLANKET

Print the "Jesus Blanket" instructions and images. Gather the blanket and images of Mary and Joseph from the first session. Give toddlers the figures and extras to use as you tell this week's story.

SAY: JESUS IS GOD'S SON. Jesus obeyed God and His earthly parents too.



BUILD THE TEMPLE

Use scissors to cut foam pool noodles into 1-inch thick circles for toddlers to stack to make a temple. Use Bible person figures for toddlers to play with in the temple. Retell the Bible story.

SAY: Jesus went to the temple to worship God. Jesus came to earth to do God's plan. **JESUS IS GOD'S SON.**



WHERE IS JESUS?

Print the "Spy Jesus" printable in color. Tape the picture to a wall at toddlers' eye level or to a table. You may also provide non-breaking magnifying glasses or toy binoculars for toddlers to search for Jesus.

SAY: Mary and Joseph searched everywhere for Jesus. **JESUS IS GOD'S SON.** Jesus came to do God's plan.

Bonus Teaching Hour

JESUS AT THE TEMPLE

BIBLE PASSAGE: Luke 2:40-52

KEY PASSAGE: 1 Timothy 1:15

MAIN POINT: Jesus is God's Son.



TRANSITION ACTIVITY: PLAY DOUGH TEMPLE

Provide play dough and utensils for toddlers to play with. Make a temple or church. Briefly retell the Bible story as toddlers play.

SAY: Jesus went to the temple to worship God. He stayed to talk to the teachers! Jesus came to do God's plan. **JESUS IS GOD'S SON!**



CALL AND RESPOND

A week before class, ask parents to bring pictures of toddlers' families, including brothers and sisters. Label pictures as needed. Hold up a picture and say, "This is [*child's name*]'s family!" Then ask, "Who is God's Son?" Guide the children to say "Jesus!" with you.

SAY: JESUS IS GOD'S SON. Jesus obeyed God and His earthly parents too. God gave each of us parents to love and take care of us. We can obey God and our parents too!



USE MAGNETIC LETTERS

Provide a metal baking sheet and magnetic letters. Make sure toddlers do not put magnets in their mouths. Invite toddlers to stick letters to the sheet. Spell *Jesus* and the children's names as they play.

SAY: JESUS IS GOD'S SON. Jesus came to do God's plan!

Check diapers, serve a snack if needed, and release toddlers to parents according to your church's security procedures. Give parents today's big picture card to reinforce today's Bible story, Main Point, or Gospel Gems throughout the week.

JESUS WAS BAPTIZED

BIBLE PASSAGE: Matthew 3:13-17; Mark 1:1-11; Luke 3:21-22;

John 1:19-34

KEY PASSAGE: 1 Timothy 1:15

MAIN POINT: Jesus is God's Son.

The Bible Story

Matthew 3:13-17; Mark 1:1-11; Luke 3:21-22; John 1:19-34

BIBLE STORY FOR TODDLERS

John the Baptist was a special messenger for God. John told people to say they were sorry to God for their wrong choices, and John baptized them in the Jordan River. The people showed they were sorry for their wrong choices. One day, Jesus asked John to baptize Him. John was confused! Jesus never made wrong choices! John said, "Jesus, You need to baptize me!" Jesus said, "God wants you to baptize Me." John obeyed, and he baptized Jesus. When Jesus came out of the water, God's Spirit came down on Jesus like a dove and a voice from heaven said, "You are My beloved Son. I am very happy with You!"

BABIES GOSPEL GEMS

- * Jesus always obeyed God.
- * John baptized Jesus to do God's plan.
- * Everything Jesus does makes God happy.

Additional resources for each session are available at gospelproject.com.

For free training and session-by-session help, visit <http://www.ministrygrid.com/web/thegospelproject>.

Babies Activities



LOOK IN THE BIBLE

Provide hand-size Bibles for babies to handle. Open your Bible to Matthew 3:13-17. Show the Bible story picture as you say the Gospel Gems in a soothing voice. Read the key passage card.

SAY: John baptized Jesus to do God's plan. Jesus always obeyed God. **JESUS IS GOD'S SON.** [*Pray for the babies.*]



SING A SONG

Sing to the tune of "London Bridge":

"God sent Jesus down to earth, down to earth, down to earth!

God sent Jesus down to earth; Jesus is God's Son!"

SAY: Everything Jesus does makes God happy. **JESUS IS GOD'S SON.**



MAKE DOVE WATERCOLOR ART

Use painter's tape to outline a dove (two joined arcs) on heavyweight paper for each baby. Help each baby paint over the tape with blue watercolors. You may need to dip the paintbrush in the water cup once it dries. Babies may also use their hands to paint. Keep wipes and towels handy for cleanup. Set art aside to dry. Remove the tape and write each baby's name on her paper.

SAY: **JESUS IS GOD'S SON.** Jesus always obeyed God.



SEE AND TOUCH DOVE SHAPES

Cut simple dove shapes out of heavyweight paper. Hang the doves using fishing line or ribbons at various heights. Hold a baby and gently guide her to brush the doves to make them "fly." You may also make soft cooing noises as babies touch the doves.

SAY: John baptized Jesus to do God's plan. The Holy Spirit came down like a dove to show **JESUS IS GOD'S SON.**

Check diapers, serve bottles if needed, and release babies to parents according to your church's security guidelines. Give parents today's big picture card. Repeat the Gospel Gems and Bible-learning activities for babies who stay a second hour.

Toddler Activities



CIRCLE TIME (5 MINUTES)

Provide small Bibles for toddlers to handle. Say the Bible is God's words. Read the key passage card and guide toddlers to say it. Open your Bible to Matthew 3:13-17. Show the Bible story picture as you tell the story. Say the Main Point and Gospel Gems. Pray.



MAKE DOVE ART

Trace each toddler's hand with fingers touching on white paper and cut it out. Help toddlers glue it onto construction paper. Use a marker to draw eyes on the thumb. Help toddlers glue a yellow triangle for the beak. Write **JESUS IS GOD'S SON** on each paper.

SAY: John baptized Jesus to do God's plan. Everything Jesus does makes God happy. **JESUS IS GOD'S SON.**



PLAY OUT STORY WITH A JESUS BLANKET

Print the "Jesus Blanket" instructions and images. Drape a blue scarf in a winding pattern onto the blanket to be the river. Give toddlers the figures and extras to use as you tell this week's story.

SAY: **JESUS IS GOD'S SON.** John baptized Jesus to do God's plan. Everything Jesus does makes God happy.



WORK JESUS PUZZLES

Provide puzzles of Jesus' life for toddlers. Print the Bible story picture, glue it to a foam sheet, and cut it into a 3-piece puzzle.

SAY: **JESUS IS GOD'S SON.** Jesus always obeyed God perfectly.



EXAMINE FEATHERS

Provide artificial feathers of various sizes and colors. Invite toddlers to examine the feathers and sort by size or color. You may also invite toddlers to line a small basket with the feathers to make a nest.

SAY: Jesus always obeyed God. When Jesus was baptized, God sent the Holy Spirit like a dove. God said **JESUS IS GOD'S SON.**

Bonus Teaching Hour

JESUS WAS BAPTIZED

BIBLE PASSAGE: Matthew 3:13-17; Mark 1:1-11; Luke 3:21-22;

John 1:19-34

KEY PASSAGE: 1 Timothy 1:15

MAIN POINT: Jesus is God's Son.



TRANSITION ACTIVITY: BAPTIZE JESUS

Provide a small tub with an inch of water and plastic people figures. Invite toddlers to dip the people in water. Talk about the story.

SAY: At first, John did not want to baptize Jesus because Jesus never made any wrong choices. **JESUS IS GOD'S SON.** Everything Jesus does makes God happy.



SING A SONG

Sing "Jesus Loves Me," "God Is So Good," or "Oh, How I Love Jesus" with toddlers as they move to the music. Read the key passage card to the toddlers.

SAY: **JESUS IS GOD'S SON.** Everything Jesus does makes God happy. John baptized Jesus to do God's plan.



JUMP IN THE RIVER

Tape two masking tape lines about four feet apart to represent the Jordan River. Invite toddlers to pretend to jump or walk in the river. Briefly retell the Bible story.

SAY: John baptized people in the Jordan River to show the people were sorry for their wrong choices. Jesus never made wrong choices. John baptized Jesus to do God's plan. **JESUS IS GOD'S SON.**

Check diapers, serve a snack if needed, and release toddlers to parents according to your church's security procedures. Give parents today's big picture card to reinforce today's Bible story, Main Point, or Gospel Gems throughout the week.

JESUS WAS TEMPTED

BIBLE PASSAGE: Matthew 4:1-11

KEY PASSAGE: 1 Timothy 1:15

MAIN POINT: Jesus is God's Son.

The Bible Story

Matthew 4:1-11

BIBLE STORY FOR TODDLERS

After Jesus was baptized, Jesus went into the wilderness. For 40 days, Jesus did not eat. Jesus was very hungry! The Devil said, "If You are God's Son, turn these rocks into bread." Jesus said, "No! People need God's words more than bread." Then the Devil took Jesus to the top of the temple and said, "If You are God's Son, jump down. God will not let You get hurt." Jesus said, "No! God's Word says 'Do not test God!'" The Devil took Jesus to a high mountain and showed Him the earth. The Devil said, "I will give You all of this. Worship me." Jesus said, "Go away! God's Word says to only worship God!" The Devil went away, and God sent angels to take care of Jesus.

BABIES GOSPEL GEMS

- * Jesus went into the wilderness.
- * Jesus always obeyed God.
- * God sent Jesus because He loves us.

Additional resources for each session are available at gospelproject.com.

For free training and session-by-session help, visit <http://www.ministrygrid.com/web/thegospelproject>.

Babies Activities



LOOK IN THE BIBLE

Provide hand-size Bibles for babies to handle. Open your Bible to Matthew 4:1-11. Show the Bible story picture as you say the Gospel Gems in a soothing voice. Read the key passage card.

SAY: Jesus went into the wilderness. The Devil tried to trick Jesus, but Jesus always obeyed God. **JESUS IS GOD'S SON.** [*Pray.*]



SING A SONG

Sing to the tune of "London Bridge":

"God sent Jesus down to earth, down to earth, down to earth!

God sent Jesus down to earth; Jesus is God's Son!"

SAY: God sent Jesus because He loves us. Jesus always obeyed God.

JESUS IS GOD'S SON.



EXPLORE COLORS AND TEXTURES

Stuff the inside of a flexible, easy-to-grab ball with open circles with shiny gold, silver, or jewel-toned scarves. You may also include necklaces that cannot be snapped. Invite babies to take turns pulling a scarf or necklace from the ball.

SAY: These treasures are shiny and beautiful. The Devil offered Jesus the earth and its riches. **JESUS IS GOD'S SON!** He would not worship anyone but God. Jesus always obeyed God.



MAKE A SENSORY BAG

Place a Jesus figure, smooth stones, gold coins, and other items in a ziplock bag. Squirt clear bath gel in the bag. Seal it with duct tape. Supervise babies as they explore the bag on their tummies.

SAY: Jesus was tempted in the wilderness. Jesus always obeyed God because **JESUS IS GOD'S SON.**

Check diapers, serve bottles if needed, and release babies to parents according to your church's security guidelines. Give parents today's big picture card. Repeat the Gospel Gems and Bible-learning activities for babies who stay a second hour.

Toddler Activities



CIRCLE TIME (5 MINUTES)

Provide small Bibles for toddlers to handle. Say the Bible is God's words. Read the key passage card and guide toddlers to say it. Open your Bible to Matthew 4:1-11. Show the Bible story picture as you tell the Bible story. Say the Main Point and Gospel Gems. Pray.



MAKE SAND ART

Use glue sticks to write the name *JESUS* on construction paper for each toddler. Help toddlers carefully shake clean sand onto the glue, then pour the excess back into a pan. Set the artwork aside to dry.

SAY: Jesus went into the wilderness. He was hungry and tired, but Jesus always obeyed God. **JESUS IS GOD'S SON!**



PLAY OUT STORY WITH A JESUS BLANKET

Print the "Jesus Blanket" instructions. Gather the blanket and extras before the session. You will use the Jesus and angel images from previous sessions. There is not an image for Satan.

SAY: Jesus went into the wilderness. The Devil tried to trick Him, but **JESUS IS GOD'S SON.** Jesus always obeyed God.



LOOK AT BIBLES

Provide small Bibles for toddlers to handle. Set out cushions or blankets for toddlers to sit on as they look at the Bibles.

SAY: JESUS IS GOD'S SON. Jesus always obeyed God. We learn about God from the Bible. The Bible teaches us what is right.



WASH ROCKS

Provide smooth, hand-sized stones, a small pan of water, clean toothbrushes, and washcloths for toddlers to wash rocks.

SAY: Jesus went into the wilderness. The Devil told Him to turn rocks into bread. **JESUS IS GOD'S SON.** Jesus wanted to obey God instead of eating bread.

Bonus Teaching Hour

JESUS WAS TEMPTED

BIBLE PASSAGE: Matthew 4:1-11

KEY PASSAGE: 1 Timothy 1:15

MAIN POINT: Jesus is God's Son.



TRANSITION ACTIVITY: PAINT BREAD

Post an allergy alert before class. Provide slices of bread, milk, food color, and clean paintbrushes for toddlers to paint bread with colored milk. Toast the bread in a toaster oven for toddlers to eat.

SAY: Jesus went into the wilderness. He was very hungry and tired! The Devil told Jesus to turn rocks into bread if He is God's Son. If! **JESUS IS GOD'S SON.** Jesus always obeyed God.



MAKE FOOTPRINTS

Place a large sheet of tan paper on the ground. Place a small bowl of water and towels nearby. Help toddlers remove their shoes and dip their feet in the water before stepping across the "sand."

SAY: Jesus went into the hot, dusty wilderness. **JESUS IS GOD'S SON.** God sent Jesus because He loves us.



SEARCH FOR HIDDEN OBJECTS

Conceal large plastic coins or toy jewels in play dough and roll the play dough into a ball. Invite toddlers to search for the objects. Make sure toddlers do not ingest coins or jewels

SAY: The Devil said he would give Jesus the world and its treasure if Jesus worshiped him instead of God, but Jesus said no. **JESUS IS GOD'S SON.** Jesus always obeyed God.

Check diapers, serve a snack if needed, and release toddlers to parents according to your church's security procedures. Give parents today's big picture card to reinforce today's Bible story, Main Point, or Gospel Gems throughout the week.



Adam



Abraham



Jacob



Boaz



David



Solomon



Hezekiah



Jesus

“Jesus Blanket” Instructions

Session 1 – From Abraham to Jesus

- Print and cut apart the Bible story images of Abraham, Isaac, Jacob, Boaz, Ruth, David, Solomon, Mary, and Joseph
- Give an image to each toddler.
- Place a ribbon or piece of yarn along the blanket to create a path.
- As you read the Bible story, guide the toddlers to place the Bible story images along the path.

Session 2 – Mary Praised God

- Print and cut apart the Elizabeth and angel images. Use the Mary image from Session 1.
- Use paper cutouts of trees and rocks or use nature items to make a landscape on the blanket for Mary to travel. Consider placing a block or pillow under the blanket to make the “hill country” where Elizabeth and Zechariah lived.
- As you read the story, guide the toddlers to place the images on the path.

Session 3 – Jesus Was Born

- Print and cut apart the shepherd and wise men images. Use Mary, Joseph, and the angel figures from previous sessions.
- Consider giving toddlers vinyl plastic sheep. One toddler may also shine a flashlight on the shepherds to represent the bright light.
- As you read the Bible story, guide the toddlers to place the Bible story images along the path.

Session 4 – Jesus at the Temple

- Print and cut apart the teachers and Boy Jesus images. Use the Mary and Joseph images from previous sessions.
- Use a box to be the temple. Provide plastic people figures to represent the crowd.
- As you read the Bible story, guide the toddlers to place the Bible story images along the path.

Session 5 – Jesus Was Baptized

- Print and cut apart the John and adult Jesus images. Use people figures to represent the crowd.
- Drape a blue scarf along the blanket to make a river. Provide a dove ornament for toddlers to rest above Jesus.
- As you read the Bible story, guide the toddlers to place the Bible story images along the path.

Session 6 – Jesus Was Tempted

- Use the adult Jesus and angel image from previous sessions. There is no image for the Devil.
- Use the temple box from Session 4 during that part of the story.
- Provide plastic snakes, scorpions, rocks, and so forth to represent the wilderness. Provide large plastic jewels and plastic coins to represent the riches of the world. Make sure the toddlers do not ingest them.
- As you read the story, guide the toddlers to place the images along the path.




Abraham



Isaac



Jacob



Boaz



Ruth




David




Solomon



Mary



Joseph



Angel



Elizabeth



Baby Jesus



Wise Men



Shepherds



Boy Jesus



Teachers



John the Baptist



Jesus



**“Jesus came ...
to save.”**

1 Timothy 1:15 (CSB)

**Jesus came ...
to save.**

1 Timothy 1:15 (KJV)

**Jesus came ...
to save.**

1 Timothy 1:15 (ESV)

**Jesus came ...
to save.**

1 Timothy 1:15 (NIV)

JESUS' TRIUMPHAL ENTRY

BIBLE PASSAGE: Matthew 21:1-17; Mark 11:1-11; Luke 19:28-44;

John 12:12-19

KEY PASSAGE: Romans 10:9

MAIN POINT: Jesus is alive.

The Bible Story

Matthew 21:1-17; Mark 11:1-11; Luke 19:28-44; John 12:12-19

BIBLE STORY FOR TODDLERS

Jesus and His friends were going to Jerusalem for Passover. Jesus rode into Jerusalem on a donkey. Long ago, one of God's messengers said God's special King would ride a donkey into Jerusalem. Everyone came out to see Jesus. They put their coats on the ground in front of Jesus. They put palm branches on the ground too. They treated Jesus like a king! The people shouted "Hosanna!" Jesus went to the temple. Some people were not treating the temple the right way, so Jesus made them leave. Sick people came to Jesus, and He healed them. Even children shouted, "Hosanna!" They knew Jesus was their King.

BABIES GOSPEL GEMS

- * Jesus is God's Son.
- * God sent Jesus to earth because He loves us.
- * People praised Jesus as their King.

Additional resources for each session are available at gospelproject.com.

For free training and session-by-session help, visit <http://www.ministrygrid.com/web/thegospelproject>.

Babies Activities



LOOK IN THE BIBLE

Provide hand-size Bibles. Open your Bible to Matthew 21:1-17; Mark 11:1-11; Luke 19:28-44; John 12:12-19. Show the Bible story picture as you say the Gospel Gems. Read the key passage card.

SAY: People praised Jesus as their King. God sent Jesus to earth because He loves us. **JESUS IS ALIVE.** [*Pray for the babies.*]



SING A SONG

Sing the chorus of “Alive, Alive”:

“Sing hallelujah, sing hallelujah!

My Jesus is alive forevermore!

Sing hallelujah, sing hallelujah! My Jesus is alive!”

If you are unfamiliar with the tune, check it out online before class.

SAY: Jesus is God’s Son. God sent Jesus to earth because He loves us. **JESUS IS ALIVE!**



MARCH IN A PARADE

Hold the babies and gently bounce them as you “march” in a praise parade. Babies may shake rattles or scarves. Repeat the Main Point several times in a cheerful voice as you march with the babies.

SAY: God sent Jesus to earth because He loves us. People praised Jesus as their King. Even children praised Jesus! **JESUS IS ALIVE!**



EXPLORE SENSORY ITEMS

Place items such as a toy donkey, a Jesus figure, a palm branch, a doll’s coat, and a cross in a small basket or on the floor within babies’ reach. Make sure the items do not have small pieces.

SAY: Jesus is God’s Son! People praised Jesus as their King. **JESUS IS ALIVE!**

Check diapers, serve bottles if needed, and release babies to parents according to your church’s security guidelines. Give parents today’s big picture card. Repeat the Gospel Gems and Bible-learning activities for babies who stay a second hour.

Toddler Activities



CIRCLE TIME (5 MINUTES)

Provide small Bibles for toddlers to handle. Say the Bible is God's words. Read the key passage card and guide toddlers to say it. Open your Bible to Matthew 21:1-17; Mark 11:1-11; Luke 19:28-44; John 12:12-19. Show the Bible story picture as you tell the story. Say the Main Point and Gospel Gems. Pray for the toddlers.



CUT PALM LEAVES

Before class, cut large leaf shapes out of construction paper. Provide blunt-tipped scissors for toddlers to cut the edge of the leaf.

Toddlers may also tear the leaves if they are not ready to cut fringe.

SAY: People praised Jesus as their King by putting palm branches in front of His donkey. Jesus is God's Son. **JESUS IS ALIVE.**



WAVE HANDS

Play joyful music and invite toddlers to lift their hands and wave their palms like palm branches. Invite toddlers to say "hosanna!"

SAY: God sent Jesus to earth because He loves us. People said "hosanna" to praise Jesus. **JESUS IS ALIVE!**



SPREAD OUT AND FOLD COATS

Provide several jackets or adult button-down shirts. Invite toddlers to take turns spreading out the "cloaks" for Jesus and folding them.

SAY: Jesus is God's Son. People praised Jesus as their King by putting their coats in front of His donkey. **JESUS IS ALIVE.**



EXAMINE LEAVES

Post an allergy alert. Provide several different leaves for toddlers to examine with magnifying glasses, including palm leaves. Talk about how a palm leaf looks like a person's hand.

SAY: People praised Jesus as their King by putting palm branches in front of Him. Jesus is God's Son. **JESUS IS ALIVE!**

Bonus Teaching Hour

JESUS' TRIUMPHAL ENTRY

BIBLE PASSAGE: Matthew 21:1-17; Mark 11:1-11; Luke 19:28-44;

John 12:12-19

KEY PASSAGE: Romans 10:9

MAIN POINT: Jesus is alive.



TRANSITION ACTIVITY: MATCH THE LEAVES

Before class, cut leaves from construction paper in various sizes and shapes. Trace the palm leaves with a permanent marker on clear contact plastic. Tape the contact plastic sticky-side-out to the window or wall at toddlers' height. Invite toddlers to stick the leaves on the plastic according to size or shape.

SAY: God sent Jesus to earth because He loves us. Jesus was ready to go to Jerusalem. People praised Jesus as their King. **JESUS IS ALIVE!**



SING A SONG

Sing to the tune of "B-I-N-G-O":

"Jesus came to be our King, and this is how we praise Him!

The *rocks said, **[make no sound]. [Repeat three times.]

King Jesus is alive!"

Substitute in other rounds *donkey, people and **hee-haw, hosanna.

SAY: God sent Jesus to earth because He loves us. **JESUS IS ALIVE!**



PLAY OUT THE BIBLE STORY

Provide Bible people figures and a toy donkey for toddlers to play out the Bible story. Briefly retell the Bible story as toddlers play.

SAY: Jesus is God's Son. People praised Jesus as their King. **JESUS IS ALIVE!**

Check diapers, serve a snack if needed, and release toddlers to parents according to your church's security procedures. Give parents today's big picture card to reinforce today's Bible story, Main Point, or Gospel Gems throughout the week.

JESUS' CRUCIFIXION AND RESURRECTION

BIBLE PASSAGE: Matthew 26:36–28:10; John 18:1–20:18

KEY PASSAGE: Romans 10:9

MAIN POINT: Jesus is alive.

The Bible Story

Matthew 26:36–28:10; John 18:1–20:18

BIBLE STORY FOR TODDLERS

People make wrong choices, but God made a very good plan. God sent Jesus to earth because He loves us. Not everyone loved Jesus, though. Some people wanted to hurt Jesus. Jesus went to a garden with His friends to pray. Jesus was very sad. He prayed to God, “Father, I will do Your plan.” Then men came to take Jesus to jail. Jesus’ friends ran away. The leaders of the people said things about Jesus that were not true, and they punished Jesus by putting Him on a cross. Jesus died, but three days later, God made Jesus alive again! Jesus showed His friends that He is alive, and Jesus is still alive today.

BABIES GOSPEL GEMS

- * Jesus is God’s Son.
- * God sent Jesus to earth because He loves us.
- * God made Jesus alive again.

Additional resources for each session are available at gospelproject.com.

For free training and session-by-session help, visit <http://www.ministrygrid.com/web/thegospelproject>.

Babies Activities



LOOK IN THE BIBLE

Provide hand-size Bibles for babies to handle. Open your Bible to Matthew 26:36–28:10 or John 18:1–20:18. Show the Bible story picture as you say the Gospel Gems. Read the key passage card.

SAY: God sent Jesus to earth because He loves us. Jesus died on the cross, but God made Jesus alive again. **JESUS IS ALIVE.** [*Pray.*]



SING A SONG

Sing the chorus of “Alive, Alive”:

“Sing hallelujah, sing hallelujah!

My Jesus is alive forevermore!

Sing hallelujah, sing hallelujah! My Jesus is alive!”

If you are unfamiliar with the tune, check it out online before class.

SAY: Jesus is God’s Son. God sent Jesus to earth because He loves us. **JESUS IS ALIVE!**



FINGER PAINT WITH TASTE-SAFE PAINT

Post an allergy alert. Place babies in bucket seats or highchairs. Use painting smocks to protect clothing. Add food color to plain yogurt or whipped cream for babies to use as finger paint on heavyweight paper. Keep wipes handy for cleanup.

SAY: Jesus is God’s Son. Jesus died on the cross, but God made Jesus alive again! **JESUS IS ALIVE!**



PLAY PEEKABOO WITH A MIRROR

Place a baby on your lap. Flip a non-breaking mirror facedown and then faceup so the baby can see her reflection. Point to her face.

SAY: [*Baby’s name*] is alive. [*He/she*] can breathe and move! God made Jesus alive again. **JESUS IS ALIVE!**

Check diapers, serve bottles if needed, and release babies to parents according to your church’s security guidelines. Give parents today’s big picture card. Repeat the Gospel Gems and Bible-learning activities for babies who stay a second hour.

Toddler Activities



CIRCLE TIME (5 MINUTES)

Provide small Bibles for toddlers to handle. Say the Bible is God's words. Read the key passage card. Open your Bible to Matthew 26:36–28:10 or John 18:1–20:18. Show the Bible story picture as you tell the Bible story. Say the Main Point and Gospel Gems. Pray.



MAKE POM-POMS

Provide strips of shredded paper or streamers in various colors. Invite toddlers to grab a handful of shredded paper, and then use tape to wrap around the paper to make a pom-pom. Invite toddlers to shake their pom-poms to celebrate **JESUS IS ALIVE**.

SAY: Jesus is God's Son. Jesus died on the cross, but God made Jesus alive again. **JESUS IS ALIVE!**



SING A SONG

Sing "Jesus Loves Me" or "God Is So Good" with the toddlers. If you are unfamiliar with the songs, check them out online.

SAY: God sent Jesus to earth because He loves us. Jesus died on the cross, but God made Jesus alive again. **JESUS IS ALIVE!**



LOOK IN THE TOMB

Drape a blanket over three sides of a table. Place a folded white cloth inside the "tomb." Invite toddlers to take turns crawling into the "tomb" to look inside.

SAY: Jesus died on the cross, but God made Jesus alive again. Jesus' friends did not find Him in the tomb! **JESUS IS ALIVE!**



IS IT ALIVE?

Provide pictures of various living and non-living items for toddlers to explore. Talk about the word *alive*. Read the key passage card.

SAY: Jesus is God's Son, our Lord and Savior! **JESUS IS ALIVE!**

Bonus Teaching Hour

JESUS' CRUCIFIXION AND RESURRECTION

BIBLE PASSAGE: Matthew 26:36–28:10; John 18:1–20:18

KEY PASSAGE: Romans 10:9

MAIN POINT: Jesus is alive.



TRANSITION ACTIVITY: PLAY DOUGH ART

Provide play dough, rolling pins, and cookie cutters in various shapes. Include people, plant, and animal shapes. As toddlers make play dough creations, talk about living and non-living things.

SAY: Jesus is God's Son. Jesus never made wrong choices, but people hurt Him. God made Jesus alive again. You and I are alive, and

JESUS IS ALIVE!



ROLL A BALL

Invite toddlers to sit in a circle and roll a ball to a friend. Remind toddlers that the stone was rolled away from Jesus' tomb.

SAY: Jesus died on the cross, but God made Jesus alive again. Jesus was not inside His tomb because **JESUS IS ALIVE!**



SLEEP AND WAKE UP

Invite toddlers to lay down, close their eyes, and pretend to be asleep. When you say, "Good morning!" toddlers will sit up and open their eyes.

SAY: When Jesus' friends went to bed on Friday and Saturday night, they were sad. Sunday morning, they woke up and saw Jesus! **JESUS IS ALIVE** forever!

Check diapers, serve a snack if needed, and release toddlers to parents according to your church's security procedures. Give parents today's big picture card to reinforce today's Bible story, Main Point, or Gospel Gems throughout the week.

“Jesus is Lord.”
Romans 10:9 (CSB)

**The Lord [is]
Jesus.**
Romans 10:9 (KJV)

Jesus is Lord.
Romans 10:9 (ESV)

“Jesus is Lord.”
Romans 10:9 (NIV)

JESUS MET NICODEMUS

BIBLE PASSAGE: John 3:1-21

KEY PASSAGE: John 14:6

MAIN POINT: Jesus is the Messiah.

The Bible Story

John 3:1-21

BIBLE STORY FOR TODDLERS

A man named Nicodemus taught people about God's law. Nicodemus wanted to know more about Jesus, so he went to see Jesus at night. Nicodemus said, "We know God sent You. No one could do the things You do if God was not with him." Jesus said, "You must be born again to see God's kingdom." Nicodemus was confused. "How can a man be born when he is old?" Jesus was not talking about when a baby is born. Jesus was talking about a change that happens on the inside when we trust in Jesus. Jesus said that God loved the world so much, He sent His Son. Jesus is God's Son. Whoever believes in Jesus will have life with God forever!

BABIES GOSPEL GEMS

- * Nicodemus went to see Jesus at night.
- * Jesus gives people life forever with God.
- * God sent Jesus to earth because He loves us.

Additional resources for each session are available at gospelproject.com.

For free training and session-by-session help, visit <http://www.ministrygrid.com/web/thegospelproject>.

Babies Activities



LOOK IN THE BIBLE

Provide hand-size Bibles for babies to handle. Open your Bible to John 3:1-21. Show the Bible story picture as you say the Gospel Gems in a soothing voice. Read the key passage card.

SAY: Jesus told Nicodemus that God sent Jesus to earth because He loves us. **JESUS IS THE MESSIAH**, God's special King. [*Pray.*]



SING A SONG

Sing to the tune of "London Bridge":

"Jesus taught us about God, about God, about God!

Jesus taught us about God! Jesus came to save us."

SAY: Nicodemus went to see Jesus at night. Jesus gives people life forever with God because **JESUS IS THE MESSIAH**.



MAKE NIGHTTIME ART

Print the Bible story picture for each baby and cut away the background. Glue the picture to black construction paper. Give babies large adhesive foam star stickers to decorate the sky.

SAY: Nicodemus went to see Jesus at night. Jesus gives people life forever with God. **JESUS IS THE MESSIAH**, God's special King.



READ BOOKS ABOUT BABIES

Read age-appropriate books about babies. Talk about how every person is born as a tiny baby.

SAY: God sent Jesus to earth because He loves us. Nicodemus went to see Jesus at night. Nicodemus thought Jesus said he needed to become a baby again. Jesus said he needed to trust God. **JESUS IS THE MESSIAH** who gives us life with God.

Check diapers, serve bottles if needed, and release babies to parents according to your church's security guidelines. Give parents today's big picture card. Repeat the Gospel Gems and Bible-learning activities for babies who stay a second hour.

Toddler Activities



CIRCLE TIME (5 MINUTES)

Provide small Bibles for toddlers to handle. Say the Bible is God's words. Read the key passage card and guide toddlers to say it. Open your Bible to John 3:1-21. Show the Bible story picture as you tell the Bible story. Say the Main Point and Gospel Gems. Pray.



PLAY MUSICAL CROWN

Invite toddlers to sit in a circle with you. Play cheerful music as you guide the toddlers to pass a crown around the circle. When the music stops, say, "**JESUS IS THE MESSIAH!**"

SAY: God's Messiah is a special King. **JESUS IS THE MESSIAH.**



CARE FOR A BABY

Provide baby dolls and blankets for toddlers to play out caring for a baby. Talk about how Nicodemus was confused about Jesus' words.

SAY: Jesus did not say Nicodemus had to be a baby again. Jesus said God sent Jesus to earth because He loves us. **JESUS IS THE MESSIAH.** Jesus gives us life forever with God.



MATCH STARS

Cut various sizes of stars from different colored foam sheets. Make two sets of each star. Invite toddlers to "sort" and "match" the stars.

SAY: Nicodemus went to see Jesus at night. Jesus told Nicodemus that Jesus gives us life forever with God. **JESUS IS THE MESSIAH.**



EXPLORE STARS

Before class, poke holes with a thumbtack into a sheet of heavyweight paper. Dim the lights and help toddlers shine a flashlight under the paper to project stars onto the ceiling.

SAY: Nicodemus came to see Jesus at night to ask Him questions. **JESUS IS THE MESSIAH.** Jesus gives us life forever with God.

Bonus Teaching Hour

JESUS MET NICODEMUS

BIBLE PASSAGE: John 3:1-21

KEY PASSAGE: John 14:6

MAIN POINT: Jesus is the Messiah.



TRANSITION ACTIVITY: CHALK ART

Tape a large sheet of black or blue paper to the wall at toddler height. Provide chalk for toddlers to draw a nighttime scene. Briefly review the Bible story as toddlers draw.

SAY: Nicodemus came to see Jesus at night. Nicodemus knew that Jesus was special. Jesus said that God sent Jesus to earth because He loves us. **JESUS IS THE MESSIAH** who gives us life forever with God.



MAKE A NIGHTTIME VISIT

Decorate one corner of the room to look like a Bible times house. You may even hang star shapes from the ceiling. Dim the lights and invite toddlers to sit on pillows with you. Retell the Bible story.

SAY: Nicodemus came to see Jesus at night. Jesus said that God sent Jesus to earth because He loves us. **JESUS IS THE MESSIAH.**



CHANGE COLORS

Use permanent markers in red, blue, and yellow to color in circles on clear plastic cups. Place one cup inside another and show toddlers how to turn the cups to change the colors.

SAY: Jesus told about a change that happens when we trust Him. **JESUS IS THE MESSIAH.** Jesus gives us life forever with God.

Check diapers, serve a snack if needed, and release toddlers to parents according to your church's security procedures. Give parents today's big picture card to reinforce today's Bible story, Main Point, or Gospel Gems throughout the week.

JESUS AND JOHN THE BAPTIST

BIBLE PASSAGE: John 3:22-36

KEY PASSAGE: John 14:6

MAIN POINT: Jesus is the Messiah.

The Bible Story

John 3:22-36

BIBLE STORY FOR TODDLERS

John was teaching people about God, and Jesus was teaching people about God. Some of John's followers were confused. They said to John, "Teacher, the One whom you baptized in the Jordan is baptizing. People are listening to Him!" John said, "I told you that I am not the special King, the Messiah. I am just the one to help people get ready for Him." John told his followers that Jesus is like a groom—a man who is getting married—and John is like his best friend. In a wedding, the bride and groom are the important people! John said, "I am happy that Jesus is teaching. He is more important than me!"

BABIES GOSPEL GEMS

- * John was not the Messiah.
- * John said Jesus is more important than him.
- * Jesus is the Son of God.

Additional resources for each session are available at gospelproject.com.

For free training and session-by-session help, visit <http://www.ministrygrid.com/web/thegospelproject>.

Babies Activities



LOOK IN THE BIBLE

Provide hand-size Bibles for babies to handle. Open your Bible to John 3:22-36. Show the Bible story picture as you say the Gospel Gems in a soothing voice. Read the key passage card.

SAY: John was not the Messiah. John said Jesus is more important than him. **JESUS IS THE MESSIAH.** [*Pray for the babies.*]



SING A SONG

Sing to the tune of “London Bridge”:

“Jesus taught us about God, about God, about God!

Jesus taught us about God! Jesus came to save us.”

SAY: John was not the Messiah. Jesus is the Son of God. **JESUS IS THE MESSIAH.**



MAKE CROWN ART

Use painter’s tape to make a crown on heavyweight paper for each baby. Place the paper in a ziplock bag with a squirt of glitter paint. Seal the bag with duct tape and guide babies to squeeze it. Remove the artwork, peel off the tape, and set it aside to dry.

SAY: John was not the Messiah. **JESUS IS THE MESSIAH**, the King. Jesus is the Son of God.



FIND THE PICTURE

Print the Bible story picture and cut apart the pictures of Jesus and John the Baptist from “Jesus Was Baptized.” Tape the pictures to the floor or a highchair. While the baby is watching, drape a blanket over the picture and guide him to look for Jesus.

SAY: John was not the Messiah. John said Jesus is more important than him. **JESUS IS THE MESSIAH**, the Son of God.

Check diapers, serve bottles if needed, and release babies to parents according to your church’s security guidelines. Give parents today’s big picture card. Repeat the Gospel Gems and Bible-learning activities for babies who stay a second hour.

Toddler Activities



CIRCLE TIME (5 MINUTES)

Provide small Bibles for toddlers to handle. Say the Bible is God's words. Read the key passage card and guide toddlers to say it. Open your Bible to John 3:22-36. Show the Bible story picture as you tell the Bible story. Say the Main Point and Gospel Gems. Pray.



MAKE JESUS ART

Write the name *JESUS* in glue on a piece of construction paper for each toddler. Give toddlers colorful pom-poms to place on the glue to decorate Jesus' name. Write the Main Point on each paper.

SAY: JESUS IS THE MESSIAH. Jesus is the Son of God.



GET READY

Provide washcloths, spray bottles of water, and toddler-size brooms for toddlers to clean the room to get ready for favorite games or dances. Talk about John's job to get people ready for Jesus.

SAY: John was not the Messiah. John said Jesus is more important than him. **JESUS IS THE MESSIAH,** God's special King.



COMPARE JESUS AND JOHN

Print and read the "Jesus and John Book" printable to the toddlers. Talk about John's job to get people ready for Jesus.

SAY: John was not the Messiah. John was a regular man, but God had a job for him. John said Jesus is more important than him.

JESUS IS THE MESSIAH, God's Son.



DIFFERENT AND SAME

Post an allergy alert. Provide whole and sliced apples and oranges for toddlers to touch, smell, and taste (not chew or swallow). Talk about how the fruits are alike and different.

SAY: Jesus is God's Son. John was God's messenger. John said Jesus is more important than him. **JESUS IS THE MESSIAH.**

Bonus Teaching Hour

JESUS AND JOHN THE BAPTIST

BIBLE PASSAGE: John 3:22-36

KEY PASSAGE: John 14:6

MAIN POINT: Jesus is the Messiah.



TRANSITION ACTIVITY: SING A SONG

Invite toddlers to sing a favorite song about Jesus with you, such as “Jesus Loves Me,” “Oh, How I Love Jesus,” or “Jesus Loves the Little Children.”

SAY: John said Jesus is more important than him. **JESUS IS THE MESSIAH.** Jesus is the Son of God.



PLAY OUT TEACHING

Invite toddlers to use Bibles, books, chairs, and other items to play out classroom scenes. Remind toddlers that John’s followers called him a teacher because he taught about God’s plan for Jesus.

SAY: John was not the Messiah. **JESUS IS THE MESSIAH,** or special King. Jesus is the Son of God.



ENJOY WATER PLAY

Place a plastic tub with an inch of water on a tablecloth. Keep towels handy to clean up spills. Provide plastic Bible times figures for toddlers to play out baptizing people. Briefly retell the Bible story. Mention that John and Jesus’ followers baptized people.

SAY: John’s followers were confused about Jesus. John said Jesus is more important than him. **JESUS IS THE MESSIAH,** God’s Son.

Check diapers, serve a snack if needed, and release toddlers to parents according to your church’s security procedures. Give parents today’s big picture card to reinforce today’s Bible story, Main Point, or Gospel Gems throughout the week.

JESUS MET A SAMARITAN WOMAN

BIBLE PASSAGE: John 4:1-42

KEY PASSAGE: John 14:6

MAIN POINT: Jesus is the Messiah.

The Bible Story

John 4:1-42

BIBLE STORY FOR TODDLERS

Jesus and His friends traveled to teach people about God. They stopped in Samaria. While Jesus sat at a well, a Samaritan woman came to get water. Jesus said, "Give Me a drink." The woman was surprised. Jesus was a Jew. Jews did not like Samaritans, but Jesus loves everyone! She said, "You want a drink from me?" Jesus said, "If you knew who I am, You would ask Me for a drink. I would give you living water." She said, "What is this living water?" Jesus was not talking about water you drink. Jesus was talking about the Holy Spirit. Jesus told the woman that He is the Messiah. The woman left her water jar and ran to the village. She told the people to come and hear Jesus. Many people believed that Jesus is the Messiah.

BABIES GOSPEL GEMS

- * Jesus spoke to a Samaritan woman.
- * The woman told people to come and hear Jesus.
- * Many people believed Jesus is God's Son.

Additional resources for each session are available at gospelproject.com.

For free training and session-by-session help, visit <http://www.ministrygrid.com/web/thegospelproject>.

Babies Activities



LOOK IN THE BIBLE

Provide hand-size Bibles for babies to handle. Open your Bible to John 4:1-42. Show the Bible story picture as you say the Gospel Gems in a soothing voice. Read the key passage card.

SAY: Jesus spoke to a Samaritan woman. The woman told people that **JESUS IS THE MESSIAH.** [*Pray for the babies.*]



SING A SONG

Sing to the tune of “London Bridge”:

“Jesus taught us about God, about God, about God!

Jesus taught us about God! Jesus came to save us.”

SAY: The woman told people to come and hear Jesus. Many people believed Jesus is God’s Son. **JESUS IS THE MESSIAH.**



EXPLORE A SENSORY BAG

Pour blue bath gel, water beads, glitter, and fish shapes in a ziplock bag and seal it with duct tape. Place the bag in a refrigerator until class. Invite babies to squeeze and explore the cool “water.”

SAY: Jesus spoke to a Samaritan woman at the well. The woman told people to come and hear Jesus. **JESUS IS THE MESSIAH.**



PLAY WITH TASTE-SAFE KINETIC SAND

Freeze brown sugar in a 9-by-13-inch cake pan overnight. Post an allergy alert. Provide plastic Bible figures for babies to play out the story in the kinetic “sand.” Keep wipes and towels for cleanup.

SAY: Jesus traveled to teach people about God. Jesus spoke to a Samaritan woman. The woman told people to come and hear Jesus. **JESUS IS THE MESSIAH.**

Check diapers, serve bottles if needed, and release babies to parents according to your church’s security guidelines. Give parents today’s big picture card. Repeat the Gospel Gems and Bible-learning activities for babies who stay a second hour.

Toddler Activities



CIRCLE TIME (5 MINUTES)

Provide small Bibles for toddlers. Read the key passage card and guide toddlers to say it. Open your Bible to John 4:1-42. Show the Bible story picture as you tell the story. Say the Main Point. Pray.



MAKE WATERCOLOR ART

Give heavyweight paper to each toddler. Help each child paint with watercolors. You may need to be the one to dip the paintbrush in the water cup once it dries. Keep wipes and towels handy for cleanup. Set art aside to dry. Write the Main Point on each paper.

SAY: Jesus spoke to a Samaritan woman. He told her about God's plan for people. **JESUS IS THE MESSIAH.**



TELL A FRIEND ABOUT JESUS

Call a toddler's name and invite him to run to a friend to give her a hug and say, "Jesus loves you!" Play until every toddler has a turn.

SAY: Many people believed Jesus is God's Son because of the woman's words. **JESUS IS THE MESSIAH.**



TOSS SOCKS INTO "WATER JARS"

Set plastic water pitchers on the ground. Invite toddlers to take turns tossing rolled socks into the "water jars."

SAY: Jesus spoke to a Samaritan woman. The woman left her water jar to tell people that Jesus is God's Son. **JESUS IS THE MESSIAH.**



DRAW WATER FROM A WELL

Provide a plastic bucket, small paper cups, and water for toddlers to scoop water from a well. Talk about how people in Bible times got water from a well. Keep towels handy for cleanup.

SAY: Jesus spoke to a Samaritan woman. She told people about Jesus. Many people believed Jesus is God's Son. **JESUS IS THE MESSIAH!**

Bonus Teaching Hour

JESUS MET A SAMARITAN WOMAN

BIBLE PASSAGE: John 4:1-42

KEY PASSAGE: John 14:6

MAIN POINT: Jesus is the Messiah.



TRANSITION ACTIVITY: SPRAY ART

Post an allergy alert. Provide clean spice shakers with various unsweetened fruit-flavored drink powder for toddlers to sprinkle on white paper taped to the table. Help toddlers lightly spray water onto the paper. Keep towels handy for cleanup.

SAY: Jesus spoke to a Samaritan woman. The woman told people to come and hear Jesus. Many people believed that Jesus is the Son of God. **JESUS IS THE MESSIAH**, God's special King.



WALK AND TALK

Invite toddlers to march with you as you play music. After a few minutes, stop the music and ask, "Who is the Messiah?" Guide the toddlers to shout, "Jesus!"

SAY: The woman said **JESUS IS THE MESSIAH**. We can tell people about Jesus too!



MATCH WATER JARS

Fold yellow, blue, and red construction paper in half. Cut out simple jar shapes from the folded paper to make two sets. Arrange the jars in a mixed up grid and invite toddlers to match them.

SAY: Jesus spoke to a Samaritan woman at a well. The woman left her jar to tell people that **JESUS IS THE MESSIAH**.

Check diapers, serve a snack if needed, and release toddlers to parents according to your church's security procedures. Give parents today's big picture card to reinforce today's Bible story, Main Point, or Gospel Gems throughout the week.

JESUS REJECTED IN NAZARETH

BIBLE PASSAGE: Luke 4:14-30

KEY PASSAGE: John 14:6

MAIN POINT: Jesus is the Messiah.

The Bible Story

Luke 4:14-30

BIBLE STORY FOR TODDLERS

Jesus traveled to Nazareth, where He had grown up. Jesus went to the synagogue on the Sabbath day, or seventh day, to worship God. Jesus stood up to read the message God had given Isaiah. Jesus read, "God's Spirit is on Me, because He has anointed Me to preach good news, to set people free, and to help the hurting." Then Jesus sat down. Everyone was watching Him. Jesus said, "Today, this Scripture came true." The people were confused. "Isn't this Joseph's son?" they asked. Jesus reminded the people how Elijah and Elisha had helped people who were not from Israel. This made the people mad, and they wanted to hurt Jesus. God kept Jesus safe.

BABIES GOSPEL GEMS

- * Jesus read Isaiah's message in Nazareth.
- * Jesus said God sent Him to preach good news.
- * God sent Jesus because He loves us.

Additional resources for each session are available at gospelproject.com.

For free training and session-by-session help, visit <http://www.ministrygrid.com/web/thegospelproject>.

Babies Activities



LOOK IN THE BIBLE

Provide hand-size Bibles for babies to handle. Open your Bible to Luke 4:14-30. Show the Bible story picture as you say the Gospel Gems in a soothing voice. Read the key passage card.

SAY: Jesus said God sent Him to preach good news. **JESUS IS THE MESSIAH.** [*Pray for the babies.*]



SING A SONG

Sing to the tune of “London Bridge”:

“Jesus taught us about God, about God, about God!

Jesus taught us about God! Jesus came to save us.”

SAY: Jesus said God sent Him to preach good news. God sent Jesus because He loves us. **JESUS IS THE MESSIAH.**



MAKE GOOD NEWS MEGAPHONES

Write **JESUS IS THE MESSIAH** on heavyweight paper for each baby. Provide stickers for babies to stick to the paper. Make sure babies do not put stickers in their mouths. Roll the paper into a cone shape and tape it to make a megaphone. Say the Main Point into a baby’s megaphone.

SAY: Jesus read Isaiah’s message in Nazareth. Jesus said God sent Him to preach good news. **JESUS IS THE MESSIAH**, God’s own Son.



SHAKE PLASTIC LINKS

Provide plastic links for babies to shake. Point out the colors of the chains. When you mention Jesus came to set people free, unlink the chains and cheer.

SAY: God sent Jesus because He loves us. **JESUS IS THE MESSIAH.** Jesus came to set people free.

Check diapers, serve bottles if needed, and release babies to parents according to your church’s security guidelines. Give parents today’s big picture card. Repeat the Gospel Gems and Bible-learning activities for babies who stay a second hour.

Toddler Activities



CIRCLE TIME (5 MINUTES)

Provide small Bibles for toddlers to handle. Say the Bible is God's words. Read the key passage card and guide toddlers to say it. Open your Bible to Luke 4:14-30. Show the Bible story picture as you tell the Bible story. Say the Main Point and Gospel Gems. Pray.



LISTEN TO MUSIC AND WALK

Play happy music and invite toddlers to walk in a circle with you. Every so often, stop the music and shout, "Other way!" Play the music again as toddlers go the other way. Read the key passage card.
SAY: Jesus said God sent Him to preach good news. The good news is that **JESUS IS THE MESSIAH.**



PLAY OUT GOING TO CHURCH

Provide Bibles, offering baskets, offering envelopes, and other items for toddlers to play out church. Tell them what each item is for.
SAY: Jesus read Isaiah's message at Nazareth. God sent Jesus because He loves us. **JESUS IS THE MESSIAH,** our Savior.



MAKE AND BREAK CHAINS

Before class, cut 1-inch thick strips from foam sheets. Attach adhesive hook-and-loop fasteners to the ends of strips. Demonstrate how to make a chain. Invite toddlers to break (unfasten) the chains.
SAY: God sent Jesus because He loves us. **JESUS IS THE MESSIAH.** Jesus came to set people free!



FIND HIDDEN OBJECTS

Place objects related to the Bible story (a small scroll, Jesus figure, cross, foam shapes, and so forth) into a clear plastic jar. Fill the jar an inch from the top with pony beads or dried rice and seal with duct tape. Invite toddlers to shake the jars to find the Jesus figure.
SAY: God sent Jesus because He loves us. **JESUS IS THE MESSIAH!**

Bonus Teaching Hour

JESUS REJECTED IN NAZARETH

BIBLE PASSAGE: Luke 4:14-30

KEY PASSAGE: John 14:6

MAIN POINT: Jesus is the Messiah.



TRANSITION ACTIVITY: PLAY DOUGH ART

Provide play dough for toddlers to enjoy. Provide plastic links for toddlers to press into the dough. You may also demonstrate how to roll the play dough into a long strip to make chains.

SAY: Jesus read Isaiah's message at Nazareth. Jesus said God sent Him to preach good news. **JESUS IS THE MESSIAH.**



STAND UP AND SIT DOWN

Invite toddlers to squat down as you say, "Jesus is" Guide toddlers to only stand up when you say "Messiah." Play a few rounds slowly, offering other sayings like "Jesus is God's Son" or "Jesus is my friend." It's OK if toddlers stand up for other words than *Messiah*, but cheer when they stand up for the Main Point.

SAY: Jesus stood up to read God's words. Jesus said God sent Him to preach good news. God sent Jesus because He loves us. **JESUS IS THE MESSIAH!**



WORK JESUS PUZZLES

Provide wooden puzzles featuring Jesus. Print and cut the Bible story picture into four squares. Guide toddlers to work the puzzles.

SAY: God sent Jesus because He loves us. **JESUS IS THE MESSIAH!**

Check diapers, serve a snack if needed, and release toddlers to parents according to your church's security procedures. Give parents today's big picture card to reinforce today's Bible story, Main Point, or Gospel Gems throughout the week.

JESUS AND ZACCHAEUS

BIBLE PASSAGE: Luke 19:1-10

KEY PASSAGE: John 14:6

MAIN POINT: Jesus is the Messiah.

The Bible Story

Luke 19:1-10

BIBLE STORY FOR TODDLERS

Jesus and His friends traveled through Jericho. A man named Zacchaeus lived in Jericho. He was rich because he took money from people. People did not like Zacchaeus! Zacchaeus wanted to see Jesus, but so many people were around Jesus that Zacchaeus could not see over them! He climbed into a sycamore tree to see Jesus. When Jesus got to the tree, He stopped. Jesus said, "Zacchaeus, come down. I am going to stay at your house." People were mad that Jesus went to Zacchaeus's house, but Jesus loved Zacchaeus. Zacchaeus said, "Lord, I will give half of my things to the poor. I will pay back people more than what I stole." Jesus said, "I have come to rescue people who do not know God."

BABIES GOSPEL GEMS

- * People did not love Zacchaeus, but Jesus did.
- * Zacchaeus climbed a tree to see Jesus.
- * Jesus came to rescue us.

Additional resources for each session are available at gospelproject.com.

For free training and session-by-session help, visit <http://www.ministrygrid.com/web/thegospelproject>.

Babies Activities



LOOK IN THE BIBLE

Provide hand-size Bibles for babies to handle. Open your Bible to Luke 19:1-10. Show the Bible story picture as you say the Gospel Gems in a soothing voice. Read the key passage card.

SAY: People did not love Zacchaeus, but Jesus did. Jesus came to rescue us. **JESUS IS THE MESSIAH.** [*Pray for the babies.*]



SING A SONG

Sing to the tune of “London Bridge”:

“Jesus taught us about God, about God, about God!

Jesus taught us about God! Jesus came to save us.”

SAY: Zacchaeus climbed a tree to see Jesus. **JESUS IS THE MESSIAH.**



LOOK AT BIBLES

Wrap a storybook Bible’s cover in paper and decorate it with heart stickers. Invite babies to handle and open the Bible. Place a heart cutout or key passage card at John 14:6 and read it to the babies.

SAY: People did not love Zacchaeus, but Jesus did. The Bible says that Jesus loves us. Jesus came to rescue us. **JESUS IS THE MESSIAH.**



TOUCH AND SEE TREES

Post an allergy alert. If weather permits, place babies in a stroller and take them outside to look at trees. Find a tree that has low-lying branches for babies to touch. Briefly tell the Bible story.

SAY: People did not love Zacchaeus, but Jesus did. Zacchaeus climbed a tree to see Jesus. Jesus went to Zacchaeus’s house. **JESUS IS THE MESSIAH!**

Check diapers, serve bottles if needed, and release babies to parents according to your church’s security guidelines. Give parents today’s big picture card. Repeat the Gospel Gems and Bible-learning activities for babies who stay a second hour.

Toddler Activities



CIRCLE TIME (5 MINUTES)

Provide small Bibles for toddlers to handle. Say the Bible is God's words. Read the key passage card and guide toddlers to say it. Open your Bible to Luke 19:1-10. Show the Bible story picture as you tell the Bible story. Say the Main Point and Gospel Gems. Pray.



MAKE ZACCHAEUS ART

Print and cut out the "Zacchaeus" printable for each child. Help toddlers place one hand in washable green paint and press it onto heavyweight paper. Wipe hand immediately. Use a brown marker to make a tree trunk. Help toddlers glue Zacchaeus to the tree.

SAY: Zacchaeus climbed a tree to see Jesus. **JESUS IS THE MESSIAH!**



CLIMB AND SLIDE

If your room has a toddler slide, use construction paper to make it look like a tree. Invite toddlers to climb the tree (ladder). When you say, "[Toddler's name], come down," allow her to slide down.

SAY: Zacchaeus climbed a tree to see Jesus. Jesus came to rescue us, just like He came to rescue Zacchaeus. **JESUS IS THE MESSIAH.**



GIVE TO A FRIEND

Invite toddlers to find a favorite toy to give to a friend to play with. Remind the toddlers that Zacchaeus loved Jesus and offered to give money to people who did not have any.

SAY: Jesus came to rescue us. **JESUS IS THE MESSIAH,** God's Son.



WEIGH COINS

Provide a small kitchen scale, felt bags, and real or fake coins for toddlers to weigh. Help toddlers put different numbers of coins in the bags and then weigh the bags on the scale.

SAY: Zacchaeus took money from people. People did not love Zacchaeus, but Jesus did. **JESUS IS THE MESSIAH.**

Bonus Teaching Hour

JESUS AND ZACCHAEUS

BIBLE PASSAGE: Luke 19:1-10

KEY PASSAGE: John 14:6

MAIN POINT: Jesus is the Messiah.



TRANSITION ACTIVITY: HELP ZACCHAEUS

Draw a simple tree shape on a large sheet of paper and tape it to the wall at toddler height. Print and cut out the “Zacchaeus” printable. Place double-sided tape on the back. Guide toddlers to play “Pin the Tail on the Donkey” by sticking Zacchaeus to the tree.

SAY: Zacchaeus climbed a tree to see Jesus. People did not love Zacchaeus, but Jesus did. **JESUS IS THE MESSIAH.**



SING A SONG

Sing “Zacchaeus Was a Wee Little Man” and perform the hand motions. If you are unfamiliar with the lyrics or the hand motions, check them out online before class.

SAY: People did not love Zacchaeus, but Jesus did. Jesus came to show people God’s love. Jesus came to rescue us. **JESUS IS THE MESSIAH.**



SERVE A MEAL

Provide toy dishes and toy food for toddlers to play out a meal. Mention that Jesus ate at Zacchaeus’s house.

SAY: Zacchaeus made wrong choices. People did not love Zacchaeus, but Jesus did. **JESUS IS THE MESSIAH.** Jesus came to rescue us and show us God’s love.

Check diapers, serve a snack if needed, and release toddlers to parents according to your church’s security procedures. Give parents today’s big picture card to reinforce today’s Bible story, Main Point, or Gospel Gems throughout the week.

Jesus and John

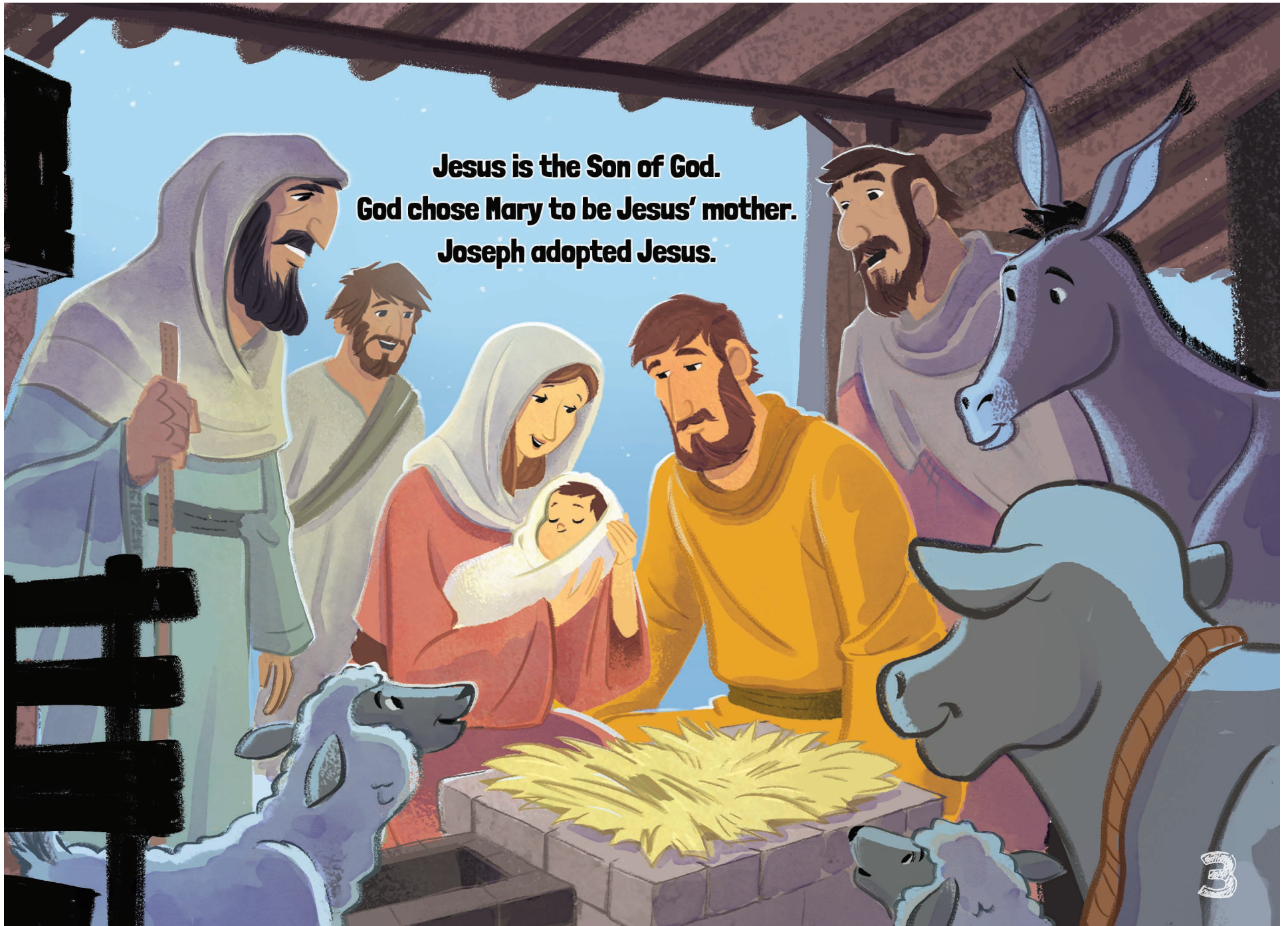


1



John was the son of Zechariah and Elizabeth.

2



**Jesus is the Son of God.
God chose Mary to be Jesus' mother.
Joseph adopted Jesus.**



**John baptized people who were sorry
for their wrong choices.**

**Jesus never made wrong choices.
John baptized Jesus to do God's plan.**



5



**Jesus is the Messiah,
God's special King!**

6



“I am the way.”
John 14:6 (CSB)

I am the way.
John 14:6 (KJV)

“I am the way.”
John 14:6 (ESV)

“I am the way.”
John 14:6 (NIV)

Reaching Out to Parents with *BabyLife*

AS A BIBLE TEACHER FOR 1'S AND 2'S, I'VE OFTEN THOUGHT A LOT ABOUT WAYS TO HELP THE PARENTS OF THE YOUNG ONES I TEACH REINFORCE BIBLE LEARNING AT HOME. THE BIG PICTURE CARDS FOR FAMILIES: BABIES, TODDLERS, AND PRESCHOOLERS ARE ONE WAY TO DO THAT. ANOTHER BENEFICIAL RESOURCE IS A MAGAZINE THAT SOMEONE GAVE ME WHEN OUR SON, GIDEON, WAS BORN: *BABYLIFE* MAGAZINE.

BabyLife is a magazine for expectant parents or parents with children under 2 years of age. It features articles and information about:

- * Growth and development during the first two years of life
- * Marriage helps for new parents
- * Adoption helps and resources
- * Advice on visiting pediatricians
- * Grandparents' involvement
- * Returning to the workforce
- * "Front-line" fatherhood
- * Caring for children with special needs
- * Postpartum depression
- * Resource recommendations

Do you want to know a secret? Until someone gifted me with the magazine after our son was born, I didn't know it existed. I giddily passed on my magazine to my brother and his wife, who had also just had their firstborn. They didn't take their son to church at the time, but the thoughtful, biblical insights on parenting were so helpful.

As a babies and toddlers teacher, consider providing copies of *BabyLife* at the beginning of the month for the children you teach. Bring a copy with you when you visit a new mom and her baby in the hospital. Take one to a new family with babies or toddlers who recently visited the church. Present an issue (or a year's subscription) at baby dedication services. Work through your local hospital to include the magazine with your church's address in their "going home with baby" packages.

BabyLife is a useful resource, and sharing the resource with the families in your ministry lets them know you care about their family beyond the weekly worship hour.

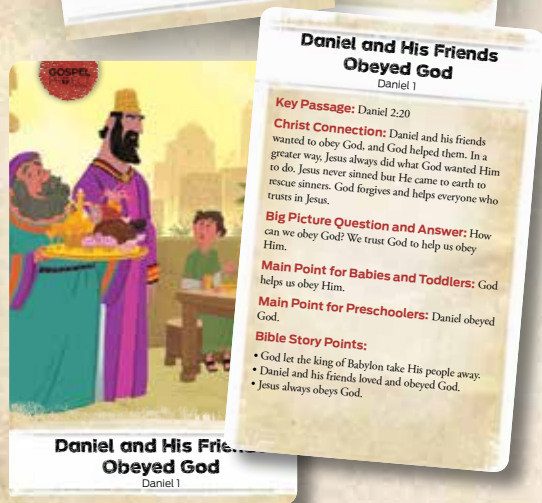
ADD BIG PICTURE CARDS TO YOUR ORDER!

Big Picture Cards for Families equip parents for spiritual conversations throughout the week at home. Cards include the Christ Connection and other tidbits about the week's Bible study material.



OPPORTUNE TIMES FOR PARENTS TO USE FAMILY CARDS:

- On the way to school or practice
- As soon as kids arrive home from school
- After clearing the dinner table
- Right before bedtime
- During a weekly trip for ice cream



Start discipling families today!

ORDER BIG PICTURE CARDS AT
GOSPELPROJECT.COM OR 1.800.458.2772.

LifeWay | Kids